

Higher and Technical Education Portal

Rajasthan Paramedical Council, Jaipur



**User Manual for Student
Paramedical Council Admission (2019-20)**



RajCOMP Info Services Ltd.
(formerly RajCOMP)
(A Government of Rajasthan Undertaking)

Help Line Number - 0141-2973804, 2988946
Email- rpmc.helpdesk@gmail.com

Contents

1. Introduction	3
2. SSO Login Flow.....	3
I. Registration Form.....	6
II. Qualification Details	7
III. Personal Details	8
IV. Address Details.....	9
V. Other Details	10
VI. Bank Details	10
VII. Documents	11
VIII. Courses	12
IX. Course-Colleges-Combination Priority	13
X. Setting Priority for each combination	14
XII. Final Lock and Submit.....	16
4.E-mitra- Pay Fee	16
a) First Option-e-mitra Kiosk-.....	17
b) Second Option-Online Payment-	17

1. Introduction

This user manual explains the flow of Paramedical Council Admission form filling process for student. The student can fill the form either through by himself/herself by his/her SSO ID or visit to the nearest E-Mitra.

Note- While filling the form through e-mitra kiosk student don't require SSO ID but filling the form itself require SSO ID mandatorily.

2. SSO Login Flow

- 1) <https://sso.rajasthan.gov.in/signin> and click on Sign up/Register, if student does not have a SSO ID then create a ssoid using the below steps

Rajasthan Single Sign-On v 4.8
One Identity for all Applications

English हिन्दी

SSOID or Official Email ID

Note: Employees of Govt. of Rajasthan can use their Official Email ID as SSOID (username@rajasthan.gov.in/ @rajpolice.gov.in/ @riico.co.in/ @rvpn.co.in/ @jaipurmetrorail.in).

Password

8 6 4 5 4 2

Please enter 6-digit captcha code in text box

Enter 6-digit captcha code

Forgot Username/ SSOID?

Forgot Password?

New Users ! Signup/ Register

Login Cancel

Emitra/ Kiosk User Contact here

[Click here for Emitra \(Kiosk User\) SSO Login Guidelines](#)

[Click here for Emitra \(Citizen User\) SSO Login Guidelines](#)

Helpdesk Details

- 2) Complete all the information and complete the registration and keep the SSOID and Password for further reference

Rajasthan Single Sign-On v 4.8
One Identity for all Applications

Please select an option to register :-

- I have only Bhamashah ID (Only for Citizens)
- I have both Bhamashah & Aadhaar (Only for Citizens)
- I have only Aadhaar ID (UID) (Only for Citizens)
- I have only Udhog Aadhaar (UAN) (Only for Udhog)
- I am a Govt. of Rajasthan Employee (SIPF Users)

OR

Register with Facebook Register with Google

helpdesk.sso@rajasthan.gov.in
0141-5153222 Ext. 23717 (Weekdays from 10 AM to 6 PM)

- 3) Go to URL <https://sso.rajasthan.gov.in/signin> and login using the created credentials

Rajasthan Single Sign-On v 4.8
One Identity for all Applications

English हिन्दी

Note: Employees of Govt. of Rajasthan can use their Official Email ID as SSOID (username@rajasthan.gov.in/ @rajpolice.gov.in/ @riico.co.in/ @rvpn.co.in/ @jaipurmetrorail.in).


Please enter 6-digit captcha code in text box
260200

Forgot Username/ SSOID?
Forgot Password?
New Users ! Signup/ Register

Emitra/ Kiosk User Contact Here
[Click here for Emitra \(Kiosk User\) SSO Login Guidelines](#)
[Click here for Emitra \(Citizen User\) SSO Login Guidelines](#)

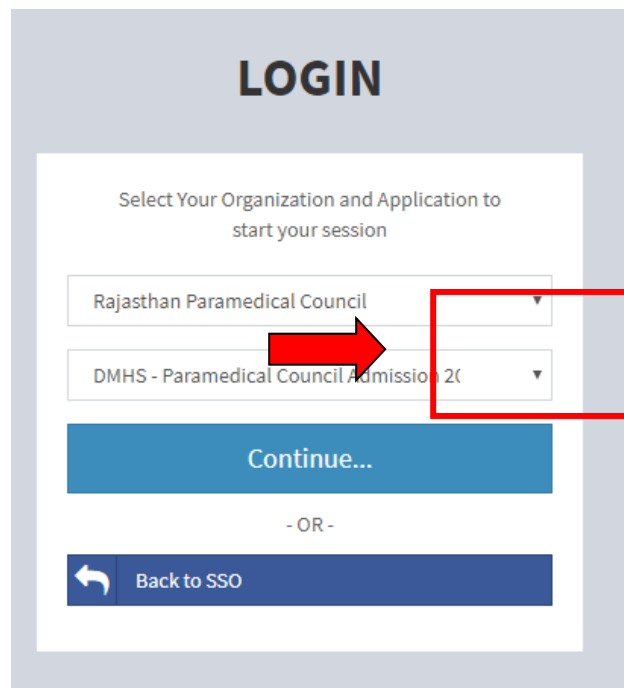
Helpdesk Details

4) Click on HTE in below mentioned applications



5) Select organization and application as shown below

- a) Organization: - Rajasthan Paramedical council
- b) Application: - DMHS-Paramedical ADMISSION 2019-20



6) Select Applicant and click on Register

Sign UP

How would you like to register yourself?

Applicant

Verifier

Register

-OR-

Back to SSO

3. Application Flow

I. Registration Form

i. Fill all the details and click on submit to create a Unique ID .

Admission Form

नोट: कृपया सभी विवरण आवेदक के दस्तावेजों के अनुसार भरें, क्योंकि इन्हें बाद में बदला नहीं जा सकता | तारांकित (*) फ़िल्ड भरना अनिवार्य हैं

आवेदक का नाम (Applicant's Name):* mj

पिता का नाम (Father's Name):* ram

माता का नाम (Mother's Name):* seeta

लिंग (Gender):* Female

जन्म तिथि (Date of Birth):* 14/08/1998

ईमेल (Email Address):* abc@gmail.com

मोबाइल नंबर (Mobile Number):* 9999999999


श्रेणी ए (Category A):* General

SUBMIT Cancel Reset

When the student submits the form he gets an SMS containing a unique identification number.

II. Qualification Details

Applicant fills the 10th qualification details, Senior Secondary/ 10+2 year details and Supplementary (if any) details and click on “Save & Continue” button and then click on confirm button.



Rajasthan Paramedical Council Admission (2019-20) Home Rohit Sharma

Rajasthan Paramedical Council Admission (2019-20) :: 2019-20

- योग्यता विवरण (Qualification Detail)
- व्यक्तिगत विवरण (Personal Detail)
- पते का विवरण (Address Detail)
- अन्य विवरण (Other Detail)
- बैंक विवरण (Bank Detail)
- दस्तावेज़ (Documents)
- पाठ्यक्रम (Courses)
- कॉलेजों (Colleges)
- समीक्षा (Preview)

10th Qualification Details

तारांकित (*) फ़ील्ड भरना अनिवार्य है

State of Study*	Board*	Year of Passing*	Roll Number*	Marks Obtained*	Aggregate Maximum Marks*	Aggregate Marks Obtained*	Percentage
Rajasthan	RBSE	Select Year of Pas	Enter Roll Number	Select Marks Obta	Enter Aggregate Maxi	Enter Aggregate Mark	

(10+2) Senior Secondary Details

State of Study*	Board/Council*	Science Stream*	Year of Passing*	Roll Number*	Marks Obtained*	Aggregate Maximum Marks*	Aggregate Marks Obtained*	Percentage(%)
Select State of :	Select Board	Select Sciencr	Select Year of P	Enter Roll Number	Select Marks Ob	Enter Aggregate Ma	Enter Aggregate Ma	


Appeared for Supplementary/Improvement in Senior Secondary: Yes No

III. Personal Details

The following details are pre-populated from the registration form-

- Name(in English)
- Father Name(in English)
- Mother Name(in English)
- Mobile Number
- DoB
- Gender
- Email
- Category

Applicant cannot make any change in the above mentioned details.

 Rajasthan Paramedical Council Admission (2019-20) Home Rohit Sharma

Rajasthan Paramedical Council Admission (2019-20) :: 2019-20

योग्यता विवरण (Qualification Detail)	व्यक्तिगत विवरण (Personal Detail)	पते का विवरण (Address Detail)	अन्य विवरण (Other Detail)	बैंक विवरण (Bank Detail)	दस्तावेज़ (Documents)	पाठ्यक्रम (Courses)	कॉलेजों (Colleges)	समीक्षा (Preview)
---	--------------------------------------	----------------------------------	------------------------------	-----------------------------	--------------------------	------------------------	-----------------------	----------------------

तारांकित (*) फ़ील्ड भरना अनिवार्य है

आवेदक का नाम (Applicant's Name) Rohit Sharma	आवेदक का नाम हिंदी में (Applicant's Name in Hindi):* रोहित शर्मा	ईमेल (Email Address) ajashishjain2@gmail.com	
पिता का नाम (Father's Name) Rohan Sharma	पिता का नाम हिंदी में (Father's Name in Hindi):* रोहन शर्मा	जन्म तिथि (Date of Birth) 01/12/2002	
माता का नाम (Mother's Name) Vimla Sharma	माता का नाम हिंदी में (Mother's Name in Hindi):* विमला शर्मा	लिंग (Gender) Male	
मोबाइल नंबर (Mobile Number) 9602051473	लैंडलाइन नंबर (Landline Number): STD - Landline Number	पहचान पत्र (Identity Proof):* Aadhar Card	पहचान पत्र विवरण (Details of ID Proof):* 2432/3423/4234
श्रेणी ए - (जाति श्रेणी) (Category A - (Caste Category)) General	श्रेणी बी (Category B - (PH)):* None		
धर्म (Religion):* Hindu	वैवाहिक स्थिति (Marital Status):* Single		
राजस्थान निवास (Rajasthan Domicile): <input type="radio"/> Yes <input checked="" type="radio"/> No	राज्य (State):* Assam		
अल्पसंख्यक (Minority): Yes	अल्पसंख्यक नाम (Minority Name):* Select Minority Name		

- i. Application uses Hindi Translator wherein User can type in English and it will be converted to Hindi
- ii. The applicant fills remaining mandatory details and click on “Save & Continue” button.
- iii. System auto moves on Address details tab.

IV. Address Details

- i. Applicant fills the permanent address details.
- ii. If applicant’s correspondence address is same as permanent address then applicant click on check box “Use correspondence address as permanent address”.
- iii. If correspondence address is different than permanent address then applicant fills the correspondence address.
- iv. Applicant click on “Save & Continue” button to move to next tab of other detail.

Home Rohit Sharma

Rajasthan Paramedical Council Admission (2019-20) :: 2019-20

योग्यता विवरण
(Qualification Detail)

व्यक्तिगत विवरण
(Personal Detail)

पते का विवरण
(Address Detail)

अन्य विवरण
(Other Detail)

बैंक विवरण
(Bank Detail)

दस्तावेज़
(Documents)

पाठ्यक्रम
(Courses)

कॉलेजों
(Colleges)

समीक्षा
(Preview)

तारांकित (*) फ़ील्ड भरना अनिवार्य है

Permanent Address

पता पंक्ति 1 (Address Line 1):*	पता पंक्ति 2 (Address Line 2):*	पता पंक्ति 3 (Address Line 3):
<input type="text" value="1/73,SFS,Agarwal Farm"/>	<input type="text" value="Mansarovar"/>	<input type="text" value="Enter Address Line 3"/>
राज्य (State):*	जिला (District):*	ब्लॉक/तहसील (Block/Tehsil):*
<input type="text" value="Rajasthan"/>	<input type="text" value="Jaipur"/>	<input type="text" value="Jaipur"/>
शहर /गांव (City/Village):*	पिन कोड (Pincode):*	
<input type="text" value="Jaipur"/>	<input type="text" value="302020"/>	

Correspondence Address

Use Permanent address as correspondence address.

पता पंक्ति 1 (Address Line 1):	पता पंक्ति 2 (Address Line 2):	पता पंक्ति 3 (Address Line 3):
<input type="text" value="1/73,SFS,Agarwal Farm"/>	<input type="text" value="Mansarovar"/>	<input type="text" value="Enter Address Line 3"/>
राज्य (State):	जिला (District):	ब्लॉक/तहसील (Block/Tehsil):
<input type="text" value="Rajasthan"/>	<input type="text" value="Jaipur"/>	<input type="text" value="Jaipur"/>
शहर /गांव (City/Village):	पिन कोड (Pincode):	
<input type="text" value="Jaipur"/>	<input type="text" value="302020"/>	

Save & Continue

Cancel

Reset

V. Other Details

- Applicant fills the fields of “Other detail” tab
- In Case Application belongs to “Economically Weaker Sections”, chose relevant options and click on “Save & Continue” button.
- System auto moves on “Bank Detail” tab.

The screenshot shows the 'Other Detail' tab of the Rajasthan Paramedical Council Admission (2019-20) application form. The form is titled 'Rajasthan Paramedical Council Admission (2019-20) :: 2019-20'. The navigation bar includes tabs for 'योग्यता विवरण (Qualification Detail)', 'व्यक्तिगत विवरण (Personal Detail)', 'पते का विवरण (Address Detail)', 'अन्य विवरण (Other Detail)', 'बैंक विवरण (Bank Detail)', 'दस्तावेज़ (Documents)', 'पाठ्यक्रम (Courses)', 'कॉलेजों (Colleges)', and 'समीक्षा (Preview)'. The 'अन्य विवरण (Other Detail)' tab is active. The form contains the following fields:

- सभी स्रोतों से माता-पिता की आय (Parent's income from all sources): Less than INR 2.5 lacs
- माता-पिता की आय राशि में (Parent's Income In Amount): Enter Parent's Income In Amount
- भामाशाह नंबर (Bhamashah Number): H324234
- मतदाता प्रमाण पत्र (Voter Id): Enter Voter Id
- निवास का एरिया (Area of residence?): Urban
- आर्थिक रूप से कमजोर वर्ग (Economically Weaker Sections): Yes No

A red box highlights the 'Save & Continue' button, with a red arrow pointing to it. 'Cancel' and 'Reset' buttons are also visible.

VI. Bank Details

- Applicant fills the bank details and click on “Save & Continue” button.
- System auto moves on “Documents” tab.

Rajasthan Paramedical Council Admission (2019-20)

Rajasthan Paramedical Council Admission (2019-20) :: 2019-20

योग्यता विवरण (Qualification Detail)	व्यक्तिगत विवरण (Personal Detail)	पते का विवरण (Address Detail)	अन्य विवरण (Other Detail)	बैंक विवरण (Bank Detail)	दस्तावेज़ (Documents)	पाठ्यक्रम (Courses)	कॉलेजों (Colleges)	समीक्षा (Preview)
---	--------------------------------------	----------------------------------	------------------------------	-----------------------------	--------------------------	------------------------	-----------------------	----------------------

खाताधारक का नाम (Account Holder Name):

खाता संख्या (Account Number):

बैंक का नाम (Bank Name):

शाखा का नाम (Branch Name):

आईएफएससी कोड (IFSC Code):

VII. Documents

- i. Applicant uploads the scanned copy of photo, signature and supporting documents as per size mentioned in the application.
- ii. The photo and signature size should be less than 100 Kb . The file type is jpeg/png/tif.
- iii. The supporting documents should be of size between 100 kb and 150 kb. The file type is pdf/jpeg/png/tif.
- iv. Applicant click on Save & Continue.
- v. System auto moves on “Course” tab.




Rajasthan Paramedical Council Admission (2019-20) :: 2019-20

- योग्यता विवरण (Qualification Detail)
- व्यक्तिगत विवरण (Personal Detail)
- पते का विवरण (Address Detail)
- अन्य विवरण (Other Detail)
- बैंक विवरण (Bank Detail)
- दस्तावेज़ (Documents)
- पाठ्यक्रम (Courses)
- कॉलेजों (Colleges)
- समीक्षा (Preview)

The photograph and signature should of minimum 20 kb and maximum 100 kb size. The photograph and signature should of jpeg/png/gif file type.

कृपया Self-Attested दस्तावेज़ ही Upload करें।

तारांकित (*) फ़ील्ड भरना अनिवार्य है



Upload Photograph:*

Choose File No file chosen Upload!

Upload Signature:*

Choose File No file chosen Upload!

The document of minimum 100 kb and maximum 150 kb size should be uploaded in pdf/jpeg/png/gif file type.

कृपया Self-Attested दस्तावेज़ ही Upload करें।

तारांकित (*) फ़ील्ड भरना अनिवार्य है

Upload the scanned copy of Physically Handicapped (PH) Certificate:*

Choose File No file chosen Upload!

Upload the scanned copy of Aadhar Card:*

Choose File No file chosen Upload!

Upload the scanned copy of Secondary/Xth Certificate:*

Choose File No file chosen Upload!

Upload the scanned copy of Marksheet of (Secondary/ Xth) class:*

Choose File No file chosen Upload!

Upload the scanned copy of Marksheet of (Senior Secondary/ XIIth) class:*

Choose File No file chosen Upload!

Upload the scanned copy of (Assam) Domicile Certificate:*

Choose File No file chosen Upload!

Upload the scanned copy of EWS Certificate:*

Choose File No file chosen Upload!

Save & Continue

VIII. Courses

- Select courses in which candidates want to admission.
- Candidate can select a maximum of 4 courses
- After selection of courses click on Save and Continue button and then click on confirm button.
- System auto moves on "Colleges" tab.

योग्यता विवरण (Qualification Detail)
व्यक्तिगत विवरण (Personal Detail)
पते का विवरण (Address Detail)
अन्य विवरण (Other Detail)
बैंक विवरण (Bank Detail)
दस्तावेज़ (Documents)
पाठ्यक्रम (Courses)
कॉलेजों (Colleges)
समीक्षा (Preview)

पाठ्यक्रम का चयन करें (Select Courses) आप एक समय में केवल चार पाठ्यक्रम चुन सकते हैं। - (You can choose only four courses at a time.) तारांकित (*) फ़ील्ड भरना अनिवार्य है

Diploma in Medical Laboratory Technology
 Diploma in EEG Technology
 Diploma in Operation Theater Technology

Diploma in Cath Lab Technology
 Diploma in Emergency and Trauma Care Technology
 Diploma in Ophthalmic Technology

Diploma in Dialysis Technology
 Diploma in Endoscopy Technology
 Diploma in Radiation Technology

Diploma in ECG Technology
 Diploma in Blood Bank Technology
 Diploma in Orthopedic Technology

IX. Course-Colleges-Combination Priority

- Select Course. Only courses selected in Course Tab shall be visible
- Select College in which you want to take admission for the corresponding course
- Click on Add Course & College Combination
- College & Course added shall be added in the form with priority

Rajasthan Paramedical Council Admission (2019-20) :: 2019-20

योग्यता विवरण (Qualification Detail)
व्यक्तिगत विवरण (Personal Detail)
पते का विवरण (Address Detail)
अन्य विवरण (Other Detail)
बैंक विवरण (Bank Detail)
दस्तावेज़ (Documents)
पाठ्यक्रम (Courses)
कॉलेजों (Colleges)
समीक्षा (Preview)

पाठ्यक्रमों के लिए कॉलेजों का चयन करें (Select Colleges For Courses) तारांकित (*) फ़ील्ड भरना अनिवार्य है

पाठ्यक्रम (Course):*
 ज़िला (District):*
 कॉलेज:*

Priority	Course	District	Colleges	Action
			No Record Found!	

Select the courses from the courses selected on the previous screen
 Select District
 Select the college for the selected course
 Set priority accordingly by adding the combination in the order of your preferred priority

X. Setting Priority for each combination

- i. Candidate can also set priority by moving the choices up and down by Clicking on Priority Up and Priority Down respectively
- ii. Click on save and continue button and then click on confirm button.
- iii. Application moves automatically to Preview Tab

Rajasthan Paramedical Council Admission (2019-20) :: 2019-20

योग्यता विवरण (Qualification Detail) व्यक्तिगत विवरण (Personal Detail) पते का विवरण (Address Detail) अन्य विवरण (Other Detail) बैंक विवरण (Bank Detail) दस्तावेज़ (Documents) पाठ्यक्रम (Courses) कॉलेजों (Colleges) समीक्षा (Preview)

पाठ्यक्रमों के लिए कॉलेजों का चयन करें (Select Colleges For Courses) तारांकित (*) फ़ील्ड भरना अनिवार्य है

पाठ्यक्रम (Course):* जिला (District):* कॉलेज:* + Add Course & College Combination

Priority	Course	District	College	Action
1	Diploma in Medical Laboratory Technology	Jaipur	Brindavan Institute of Para Medical Sciences	Priority Up Priority Down
2	Diploma in Radiation Technology	Jaipur	Dana Shivam Para Medical College	Priority Up Priority Down

Save & Continue **once the colleges are added by the add course & college combination button their priority can also be set accordingly by these priority up or priority down buttons above**

XI. Preview:- Applicant can view their application preview

Rajasthan Paramedical Council Admission (2019-20) :: 2019-20

[योग्यता विवरण \(Qualification Detail\)](#)
[व्यक्तिगत विवरण \(Personal Detail\)](#)
[पते का विवरण \(Address Detail\)](#)
[अन्य विवरण \(Other Detail\)](#)
[बैंक विवरण \(Bank Detail\)](#)
[दस्तावेज़ \(Documents\)](#)
[पाठ्यक्रम \(Courses\)](#)
[कॉलेजों \(Colleges\)](#)
[समीक्षा \(Preview\)](#)

व्यक्तिगत विवरण (Personal Details)




आवेदक का नाम (Applicant's Name) Rohit Sharma **आवेदक का नाम हिंदी में (Applicant's Name in Hindi)** रोहित सहरमा
पिता का नाम (Father's Name) Rohan Sharma **पिता का नाम हिंदी में (Father's Name in Hindi)** असास ांडव
माता का नाम (Mother's Name) Vimla Sharma **माता का नाम हिंदी में (Mother's Name in Hindi)** अश्व तगर्त
लिंग (Gender) Male **धर्म (Religion)** Hindu
वैवाहिक स्थिति (Marital Status) Single **जन्म तिथि (Date of Birth)** 01/12/2002
ईमेल (Email Address) ajashishjain2@gmail.com **श्रेणी ए - (जाति श्रेणी) (Category A - (Caste Category))** General
श्रेणी बी (पीएच) (Category B(PH)) Physically Handicapped (PH) **मोबाइल नंबर (Mobile Number)** 9602051473

पते का विवरण (Address Details)

पता पंक्ति 1 (Address Line 1) SFS, AGARWAL FARM, MANSAROVAR **पता पंक्ति 2 (Address Line 2)** 1/73
राज्य (State) Rajasthan **जिला (District)** Jaipur
ब्लॉक/तहसील (Block/Tehsil) Jaipur **शहर / गाँव (City/Village)** Jaipur
पिन कोड (Pincode) 302020

योग्यता विवरण (Qualification Details)

10 वीं की योग्यता विवरण (10th Qualification Details)

State of Study	Board	Year of Passing	Roll Number	Marks Obtained	Aggregate Maximum Marks	Aggregate Marks Obtained	Percentage
Rajasthan	CBSE	2000	4353543	CGPA	10	8.90	84.5500

वरिष्ठ प्राथमिक योग्यता विवरण (Senior Secondary Qualification Details)

State of Study	Board	Science Stream	Year of Passing	Roll Number	Marks Obtained	Aggregate Maximum Marks	Aggregate Marks Obtained	Percentage(%)
Rajasthan	cbse	PCM	2004	7567567	CGPA	10.00	9.50	90.2500

पाठ्यक्रम विवरण (Course Details)

Course Form No	Priority	Course	Colleges
2019/27/DMLTS	1	Diploma in Medical Laboratory Technology	Brindavan Institute of Para Medical Sciences
2019/27/DRTS	2	Diploma in Radiation Technology	Dana Shivam Para Medical College
2019/27/DMLTS	3	Diploma in Medical Laboratory Technology	Suparshva Para Medical Institute

शुल्क विवरण (Fees Details)

पाठ्यक्रम शुल्क (Courses Fees) 1500/-

बैंक विवरण (Bank Details)

खाताधारक का नाम (Account Holder Name) Rohit Sharma **खाता संख्या (Account Number)** 4535345435
बैंक का नाम (Bank Name) AXXS **शाखा का नाम (Branch Name)** MI ROAD
आईएफएससी कोड (IFSC code) SEDRF212345T

अन्य विवरण (Other Details)

निवास का एरिया (Area of residence) Urban **सभी स्रोतों से माता-पिता की आय (Parent's income from all sources)** Less than INR 2.5 lacs

घोषणा (Undertaking)

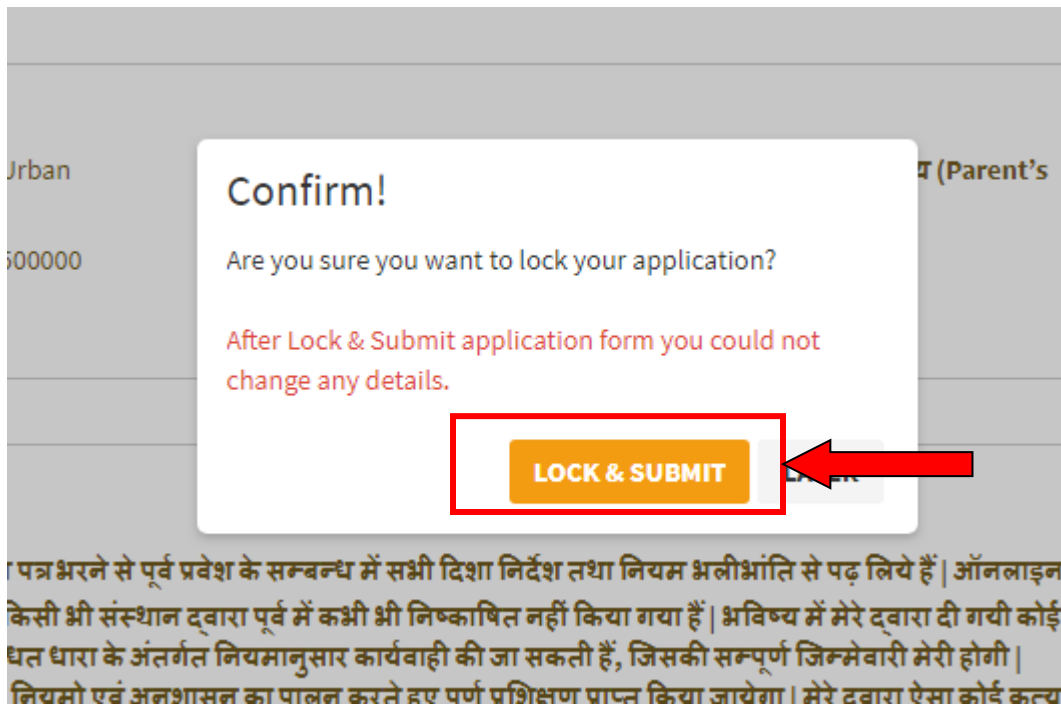
मैं यह प्रमाणित करता/करती हूँ कि मैंने आवेदन पत्र भरने से पूर्व प्रवेश के संबंध में सभी दिशा निर्देश तथा नियम भलीभांति पढ़ लिए हैं। अंन लाईन आवेदन पत्र में मेरे द्वारा भरी गयी सभी सूचनाएँ सही हैं मैं यह भी प्रमाणित करता/करती हूँ कि मुझे किसी भी संस्थान द्वारा पूर्व में कभी भी निष्काशित नहीं किया गया है। मेरे द्वारा दी गयी कोई सूचना गलत पाई जाती है तो विभाग द्वारा मेरा प्रवेश निरस्त किया जा सकता है तथा मेरे विरुद्ध आई.पी.सी. की संबंधित धारा के अन्तर्गत नियमानुसार कार्यवाही की जा सकती है, जिसकी सम्पूर्ण जिम्मेदारी मेरी होगी। यदि मुझे प्रवेश प्राप्त होता है तो मैं संस्थान के सभी नियमों एवं अनुशासन का पालन करते हुए पूर्ण प्रशिक्षण प्राप्त करूँगा/करूँगी। मैं कोई भी ऐसा कृत्य नहीं करूँगा/करूँगी जो कि शान्ति एवं अनुशासन के विपरीत हो, अन्यथा मुझे संस्थान से निष्काशित किया जा सकेगा।

Once you select this checkbox and click on final lock and submit a popup will open as below

Final Lock & Submit

XII. Final Lock and Submit

- Click on check button shown above.
- Click on “Final lock & Submit” button a popup appears
- Click on lock and submit and option for fee payment appears



4. E-mitra- Pay Fee

- Applicant click on “Pay Now” button for fee submission.

व्यक्तिगत विवरण (Personal Details)	
आवेदक का नाम (Applicant's Name)	AKASH
पिता का नाम (Father's Name)	RAJKUMAR
माता का नाम (Mother's Name)	MAMTA
लिंग (Gender)	Male
वैवाहिक स्थिति (Marital Status)	Single
ईमेल (Email Address)	
श्रेणी बी (Category B)	None
प्राथमिकता श्रेणी (Preferential Category)	1B - Domicile of Rajasthan
आवेदक का नाम हिंदी में (Applicant's Name in Hindi)	आकाश
पिता का नाम हिंदी में (Father's Name in Hindi)	राजकुमार
माता का नाम हिंदी में (Mother's Name in Hindi)	ममता
धर्म (Religion)	Hindu
जन्म तिथि (Date of Birth)	01/01/2001
श्रेणी ए (Category A)	General
श्रेणी सी (Category C)	None
मोबाइल नंबर (Mobile Number)	9999999999

ii. For Admission form Fee Payment, applicant have two option to deposit the Admission Fee :-

a) First Option-e-mitra Kiosk-

Applicant can download the challan and visit the nearest E-Mitra Kiosk to pay the lateral admission form fees. Applicant clicks on “Download Challan and Kindly visit your nearest e-mitra counter to pay the fee” button and download the challan and take challan to e-mitra kiosk to pay the lateral admission form fee.

DTE NON-ENGINEERING ONLINE ADMISSION:: 2018-19

Please pay the Application form fee for proceeding in the application status.

आवेदक का नाम (Applicant's Name)	AKASH	पिता का नाम (Father's Name)	RAJKUMAR
माता का नाम (Mother's Name)	MAMTA	लिंग (Gender)	Male
जन्म तिथि (Date of Birth)	01/01/2001	मोबाइल नंबर (Mobile)	9999999999
श्रेणी ए (Category A)	General		

₹ Make Payment OR Download Challan and kindly visit your nearest emitra counter to pay the fee.

In case your transaction got failed, To verify your payment, please click on Verify Your Payment button. Verify Your Payment

b) Second Option-Online Payment-

i. Applicant clicks on “Make Payment” button and make online payment.

DTE NON-ENGINEERING ONLINE ADMISSION:: 2018-19

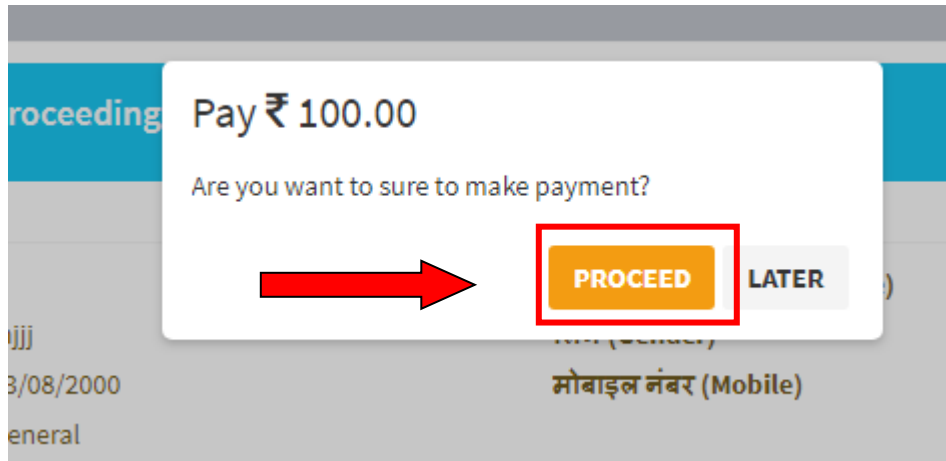
Please pay the Application form fee for proceeding in the application status.

आवेदक का नाम (Applicant's Name)	AKASH	पिता का नाम (Father's Name)	RAJKUMAR
माता का नाम (Mother's Name)	MAMTA	लिंग (Gender)	Male
जन्म तिथि (Date of Birth)	01/01/2001	मोबाइल नंबर (Mobile)	9999999999
श्रेणी ए (Category A)	General		

₹ Make Payment OR Download Challan and kindly visit your nearest emitra counter to pay the fee.

In case your transaction got failed, To verify your payment, please click on Verify Your Payment button. Verify Your Payment

- ii. System displays the following screen. Applicant click on “Proceed” button to make online fee payment.



- iii. Applicant selects the bank and pays the fees.
- iv. After successful payment, a SMS will be received by applicant which contains “application number” of the applicant. This application number can be used for future tracking of applicant’s admission status.

Select bank and click on make payment

